

IN-LINE Personal Locker




Our lockers are right at home in the front office. The all metal construction features reinforced panels that are concealed for a smooth, refined appearance both inside and out. These single wide lockers provide secure storage for the jacket, shoes and personal items. They can be configured in countless ways with any locker in our line to accent a wall or divide a space.


Personal Locker



2-Prong
Coat Hooks



USB Charging



Locker Door
Number Plates



Lock Options



Pull Options

FEATURES

- Lockers may be ordered with metal or laminate fronts
- Multiple color door order forms make it easy to mix and match door colors
- Additional shelves are available for order
- Includes a fixed shelf on top, two adjustable shelves, pull-out hanging file rack, and coat storage, all in an 18" x 18" footprint
- Coat compartment includes a single two-pronged hook, located on the hinge side of the locker
- Hanging file rack accommodates 8.25 filing inches

BASIC CONSTRUCTION

- Four leveling glides with 7/8" adjustment ensure proper alignment and operation, and are accessible from inside the locker
- Lockers include inner side panels, so that structural components are concealed
- Lockers are shipped fully assembled

OPTIONS AND ACCESSORIES

- Choose from keyed locks, electronic locks, or hasp locks
- Interior power outlets may be installed inside locker compartments.
- Peel-and-stick door number plates .030 acrylic 1" h x 2"w, surface color in brushed aluminum imprinted in black with any combination of numbers needed to permanently identify individual locker doors
- Locker ganging kit, for ganging lockers side-to-side

LOCKS

Choose from keyed, electronic, mechanical or hasp locks

- **Keyed Lock:** standard lockers include randomly-assigned LL Series locks, bright nickel, master-keyed, and core-removable. Other key series locks include black UM, and Knoll K
- **Hasp Lock:** may be used instead of a keyed or electronic lock and are available as an integrated pull or with the A: Full Pull. To order, specify "Hasp Lock" in the product description on your purchase order and add \$50 list per door to the keyed locker price
- **Electronic Lock:** touch pad electronic operation may be programmed to either fixed or revolving mode
- **Digi Mini Lock:** touch pad electronic operation
- **Mini RFID Lock:** touch RFID operation with programming and manager key control

PLUG 'N PLAY USB CHARGING

- Plug and play components
- Preconfigured kits for easy ordering
- 110v plug in feed for up to 8 lockers
- Total 25W power output
- Intelligent USB Type C with Power Delivery
- Reversible USB Type A with Fast Charge
- Internal overload protection
- LED Power Delivery indication



IN-LINE

Personal Locker

E-Lock, and E-Lock RFID lead time based on availability

Part #	Description	Pkg Wt	Pkg Cube
6SS7	1 Door 65-7/8"h x 18"d x 18"w	115 lb	20.4 ft

Hinge

- L Left
- R Right

Available Locks

- UM (default)
- LL
- K
- E

Available Fronts


- A Full Pull
- S Satin Nickel Loop
- Q Bar Pull
- E Electronic Lock
- V Venting (select A, S, Q pull, or electronic lock)
- M Mail Slot (select A, S, Q pull, or electronic lock)

Paint & Laminate

See Finish Center for available options

All single wide lockers need to be anchored or ganged together to meet BIFMA stability requirements.

Note: When selecting E-lock only E or A fronts can be used



Helpful Hint:

When specifying E-lock Mini or E-Lock RFID, Programming and Managers Keys are required to operate these locks. See page 57 of the pricebook online to order these key management accessories.

